

Date published: Monday, February 4th, 2013
Latest update: Sunday, December 7th, 2014

APPENDIX 7

BUREAU OF METEOROLOGY

This document is part of, and intended to be read in conjunction with, all parts of and appendices to the document entitled *CSIROh!*

Correspondence from the Bureau of Meteorology reveals that BOM has no empirical evidence of any unusual global atmospheric warming. BOM has no empirical scientific evidence or logical scientific rationale that human CO₂ causes global warming (aka climate change). The BOM repeatedly contradicts empirical science and implies false claims of human causation of global atmospheric warming.

Worse, BOM fabricates warming by unscientific manipulation of temperature records. Some records have been converted from showing cooling trends and reversed to fabricate warming.

Contents

	Page
Quick examples of BOM adjustments, misrepresentations and omissions	2
Letter to BOM's Director	10
Independently checking BOM's database	12
Why does BOM cite and endorse the corrupted UN IPCC?	15
Temperature data reveal no unusual trend	15
BOM failed an independent and objective market test	16
Joint CSIRO-BOM work and documents	16
BOM's misrepresentations are spread by government-funded ABC network	18
BOM investigation requested	19
David Karoly's association with BOM	19
Are misrepresentations such as BOM's typical globally?	20
Is there disjoint between BOM's weather forecasting and climate projection responsibilities?	21
Possible Solutions	22

Quick examples of BOM adjustments, misrepresentations and omissions

Investigation by another independent climate researcher Ken Stewart uncovered temperatures at many Victorian towns cooling. Yet BOM adjustments fabricated warming.

Consider three Victorian towns. In each graph green lines show original data and trends and red lines show adjusted data and trends.

Ararat:

<http://kenskingdom.files.wordpress.com/2010/06/ararat-adj-po-0-3.jpg>

Nhill:

<http://kenskingdom.files.wordpress.com/2010/06/nhill-adj.jpg>

Omeo:

<http://kenskingdom.files.wordpress.com/2010/06/omeo-adj.jpg>

Ken Stewart found a 33% overstating of warming and omitting of cooling.

<https://kenskingdom.wordpress.com/about/>

Consider Alice Springs where cooling was adjusted into warming. Note: After finding the graph wait a few seconds for it to automatically change from displaying the original unadjusted data to reveal the adjusted data.

<http://jonova.s3.amazonaws.com/graphs/australia/alice-springs-minima.gif>

Rutherglen where cooling was adjusted into warming. After a few seconds the graph will automatically change from original data to adjusted data.

<http://jonova.s3.amazonaws.com/graphs/australia/rutherglen-minima.gif>

Scientist Willis Eschenbach exposes fabricated warming from actual cooling in Darwin in data over a period of 120 years.

<http://wattsupwiththat.com/2009/12/08/the-smoking-gun-at-darwin-zero/>

Darwin temperatures from 1882 to 2002 reveal cooling

<http://www.john-daly.com/stations/darwin.gif>

Darwin's original unadjusted temperature data again reveal cooling.

Note GHCN is global climatology historical network

http://wattsupwiththat.files.wordpress.com/2009/12/darwin_zero5.png

Darwin's adjusted temperature data with adjustments after 'homogenising' of data.

http://wattsupwiththat.files.wordpress.com/2009/12/fig_9_darwin-adjusted-and-un-w-adjustment.jpg

With possible (justifiable) adjustments for measurement changes cooling remains.

http://wattsupwiththat.files.wordpress.com/2009/12/darwin_zero6.png

Willis Eschenbach explains here:

<http://wattsupwiththat.com/2009/12/08/the-smoking-gun-at-darwin-zero/>

North, south and ... central Australian adjustments fabricated warming from cooling.

Changes in Darwin's data used by the global temperature database are revealed here:

http://wattsupwiththat.files.wordpress.com/2009/12/fig_7-ghcn-averages.jpg

They show that cooling over the last 120 years was fabricated into global warming. The global database is corrupted.

That is discussed in Appendix 4, here: <http://www.conscious.com.au/CSIROh!.html>

Scrutiny of data from other Australian cities reveals, as science writer Jo Nova states, quote: "*Australian temperatures in cities adjusted up by 70%*"

<http://joannenova.com.au/2010/09/australian-temperatures-in-cities-adjusted-up-by-70/>

Environmental scientist Dr. Jennifer Marohasy has held BOM accountable. In their responses to her inquiries and requests, BOM has failed to provide its methodology used in adjusting temperatures. Worse, in its responses BOM has provided contradictory and conflicting statements. Is BOM dishonest or incompetent or both?

<http://jennifermarohasy.com/2014/01/bureau-confirms-calculating-australias-average-temperature-involves-some-hocus-pocus/>

BOM repeatedly fails to verify, much less scientifically justify its methodology. BOM is thus open to accusations of fraud in its adjustments of Australian temperature data to fabricate warming where there is no warming.

BOM has deleted data from periods significantly warmer than today. Dr. Marohasy teamed in 2014 with member of federal parliament Dr. Dennis Jensen and independent researchers John Abbot, Ph.D. and Ken Stewart to reveal BOM's flaws:

http://jennifermarohasy.com/wp-content/uploads/2011/08/Changing_Temperature_Data.pdf

Please note BOM's highest accepted Australian shade temperature was recorded at Burke, NSW in 1877, being 52.8°C.

BOM's highest shade temperature measured after installation of Stevenson screens in 1908 was recorded at Burke, NSW in 1909, being 51.7°C.

Please note discussion of BOM's removal of Burke temperatures on page 2 of the paper.

Separately, America's NOAA cites Cloncurry, QLD with Australia's hottest temperature, recorded in 1889, being 53.3°C.

Or for those who question that due to instrument changes, NOAA cites Oodnadatta setting the record in 1960, being 50.7°C.

On page 2 of their paper, the four authors reveal BOM's fabrication of warming from the actual recording of temperatures showing a cooling trend. BOM's 'explanations' of adjustments contradict the facts and reality discussed in the paper. BOM contradicts its own explanations.

The authors reveal in Figure 6 presenting actual Burke temperatures that Burke was more than 1°C and nearly 2°C warmer in 1880-1900 than in recent years and today.

Secondly, Burke's actual temperature data reveal no warming trend from 1950 to the present. ie, temperatures have been flat for half a century.

BOM hid both key facts. Firstly, it deleted 40 years' data thereby removing the warmer period. BOM then adjusted recent temperature data upwards to fabricate warming.

It's not possible to rely on BOM's responses and lack of consistent, scientific explanation and methodology for its unscientific fabrications of warming where none existed. We have access to temperature data and need to seek independent analysis.

First, though, how many other nations' data have been corrupted? The UN's World Meteorological Office (WMO) fabricated global warming from cooling in many nations globally. See the section '*Are misrepresentations such as BOM's typical globally?*' below for more on the WHO.

Australia's Bureau of Meteorology and the Global Historical Climatology Network used by the UN's climate body both hide their adjustment methods. Scientifically that means they should be discarded because peer-review is prevented.

Fabricating global warming relies on three adjustment methods:

1. Manipulation raising recent temperatures, or
2. Manipulation lowering earlier temperatures and / or deleting earlier warmer temperatures, or
3. Both

Ways of fabricating warming globally when calculating the average global temperature include removal of temperature stations showing cooling to artificially inflate the average. Many other methods of fabricating warming have been used. Some are discussed in Appendix 4, here: <http://www.conscious.com.au/CSIROh!.html>

More on Australian temperature data fraud is provided here by Tony Heller, scientist, environmentalist and engineer:

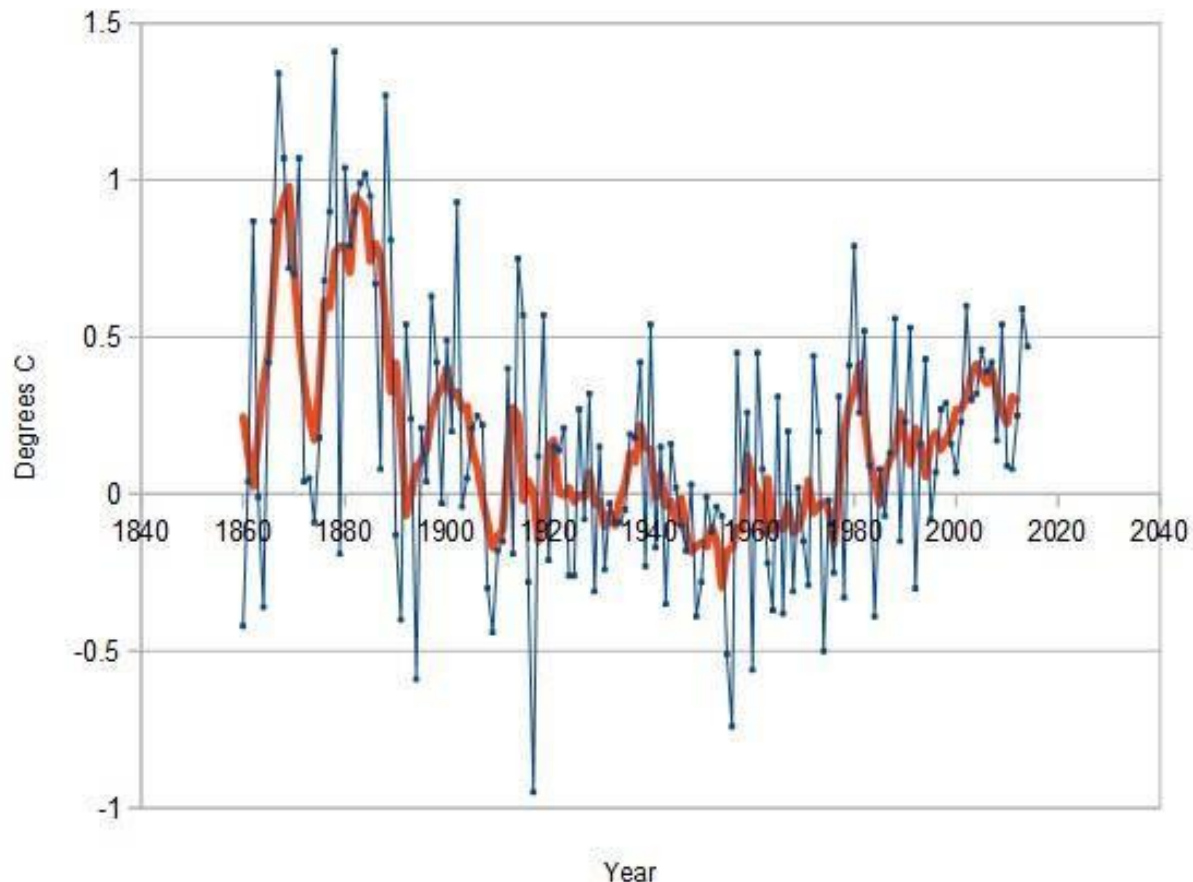
<http://stevengoddard.wordpress.com/?s=giss+tampering>

Background on Tony Heller: <http://stevengoddard.wordpress.com/who-is-stevengoddard/>

His analysis of Australian temperatures confirms temperatures were warmer in the period 1860-1890 than today.

Australia Maximum Temperature Anomaly At All GHCN Stations

Baseline 1940-1980



Tony Heller comments on his methodology:

“There are a little over 1,500 Australian stations which report daily temperatures in the NOAA GHCN database. I took all of the temperature data, and calculated the monthly average for each station from 1940-1980. Then I calculated the monthly anomaly for each individual month of each year, relative to that average. Then I averaged all of the stations together for each month and each year.

So basically this is the entire available Australian daily temperature data set. Limitations of this methodology are that the number of stations is small prior to 1900, the thermometers were not enclosed in the same type housing as modern thermometers, and that the distribution of stations in Australia is heavily weighted towards the coasts. Looking at individual rural stations from before 1890, it is clear that temperatures were very hot, though how accurate the scaling of the hump is would be difficult to say.”

From his analysis he concludes that: **“Australia did have higher maximum temperatures in the 19th century than now.”**

His analysis of the number of temperature stations recording hot days and hot nights confirms that it was hotter in the past.

They show a spike during the Federation Drought from 1895-1902. That's expected since drier periods in drought lead to higher temperatures.

It's not only Australian government agencies. Part of America's NASA does it under control of James Hansen when employed in NASA's Goddard Institute for Space Studies, GISS. He has been repeatedly publicly accused of fraud in fabricating warming.

Here are American temperature adjustments of original data proving the 1930's were warmer than recent and current decades. That was fabricated into warming.

<http://stevengoddard.files.wordpress.com/2010/10/1998changesannotated.gif?w=500&h=355>

Wait a few seconds for the graph to change from graph (a) presenting original data into the graph displaying adjusted data.

Reportedly American James Hansen has done it beyond America. He's been accused of erasing four decades of cooling:

<https://stevengoddard.wordpress.com/spectacularly-poor-climate-science-at-nasa/>
and

<https://stevengoddard.wordpress.com/2012/05/10/hansen-cheating-in-iceland/>

Other analyses in graphs and text are revealing:

<http://hockeyschtick.blogspot.com.au/2013/12/more-nasa-giss-temperature-tampering.html>

In reality, data reveal the Arctic was warmer in the 1930s than today.

<http://hockeyschtick.blogspot.com.au/search?q=crayon>

And:

<http://stevengoddard.wordpress.com/2013/10/30/smoking-gun-that-the-temperature-record-is-fraudulent/>

These corruptions became the basis for James Hansen's scary yet bogus claims of Arctic ice melting and his scary and bogus sea level claims. There's nothing unusual in the Arctic. Apart from fraud.

More on NASA's Goddard Institute for Space Studies (GISS) reportedly corrupted by James Hansen's work:

<http://stevengoddard.wordpress.com/2013/11/10/giss-data-tampering-worse-than-you-thought/>

Another investigator whose finds NASA, presumably GISS, changing past temperatures from as long ago as 1880 to 1963.

http://www.americanthinker.com/blog/2012/09/nasas_rubber_ruler.html

Global warming is not man-made; it's made by man.

Unscientific adjustments corrupt data. This misleads genuine scientists and researchers using the data worldwide. This corrupts science by innocent and trustworthy scientists. It tarnishes future work innocently using the same data.

What about the raw measurements?

Ken Stewart found that the Bureau of Meteorology's new ACORN temperature database is crammed with errors. It can't be trusted.

The Bureau's new database contains days with minimum temperature above maximum temperature. In data from 112 Bureau weather stations 69 have at least one day with minimum higher than maximum for the same day.

The BOM's new database contains 917 days where the minimum exceeds the maximum temperature.

Ken Stewart concludes:

- Many weather station sites show distinct cooling;
- Data has been subjectively and manually adjusted;
- The methodology used is not uniformly followed, or else is not as described.

What else have they not done?

BOM misrepresentations affect people's lives, security and way of life. Ask farmers, miners and fishers. Ask people depending on them: truckies, retailers and shoppers.

In August 2012 the Bureau predicted El Nino. Within months it reversed it to La Nina.

On a fundamental known natural cycle affecting and controlling climate and weather, the BOM got it completely wrong.

http://www.toilette-humor.com/new_years_cartoons/images/7_day_forecast.jpg

The BOM's predicted the reverse of the actual major weather and climate factor just months ahead. Why should we believe its climate claims a century ahead? We should not.

Why doesn't BOM publicly present data it possesses from before 1910? That would reveal a far worse drought in 1901 and far hotter past heatwaves in the 1880s and 1890s.

<http://wattsupwiththat.com/2014/01/20/australian-heatwaves-are-nothing-new/#comment-1543077>

BOM fabricated Australia's recent normal heatwave into falsely making it Australia's hottest ever:

<http://joannenova.com.au/2013/03/mystery-black-box-method-used-to-make-all-new-australian-hottest-ever-records/>

More here:

<http://joannenova.com.au/tag/australian-temperatures/>

In supporting the fraudulent UN IPCC's core claim of warming by the Hansen-UN greenhouse mechanism, BOM ignores the fact that the UN's mechanism supposedly warms the atmosphere. Yet atmospheric temperature measurements are far more accurate than ground-based measurements. Atmospheric measurements reveal no warming in Australia's summers since the start of satellite measurements in 1979:

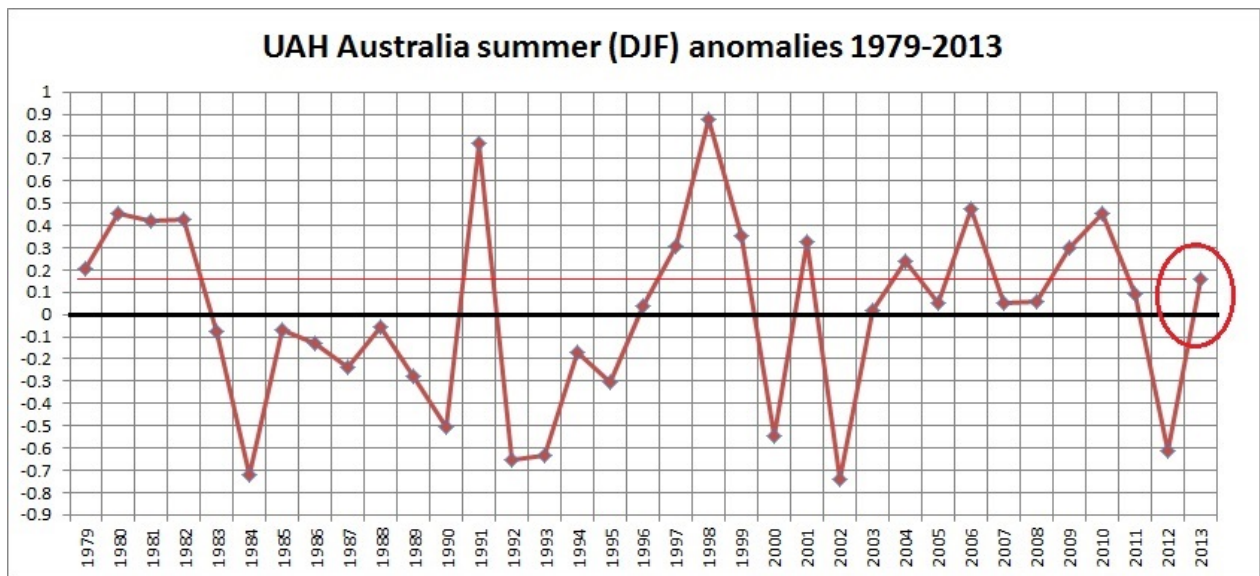
<http://joannenova.com.au/tag/australian-temperatures/>

And:

<http://joannenova.com.au/2013/03/hottest-summer-record-in-australia-not-even-close-says-uah-satellite-data/>

And:

<http://jonova.s3.amazonaws.com/graphs/australia/2013-hot-summer/australia-uah-summers.jpg>



Why is BOM silent on key data? Why does it fail to mention that warming cycles in Australia's recent past (1860-1890 and 1912-1948) were similar to our latest cycle 1976-1998? In fact, our most recent warming cycle that ended in 1998 was shorter than the

preceding warming cycle. When proclaiming increased effects of drought why does it fail to mention recent rainfall being higher than in the past?

<http://joannenova.com.au/2010/03/the-bom-csiro-report-its-what-they-dont-say-that-matters/>

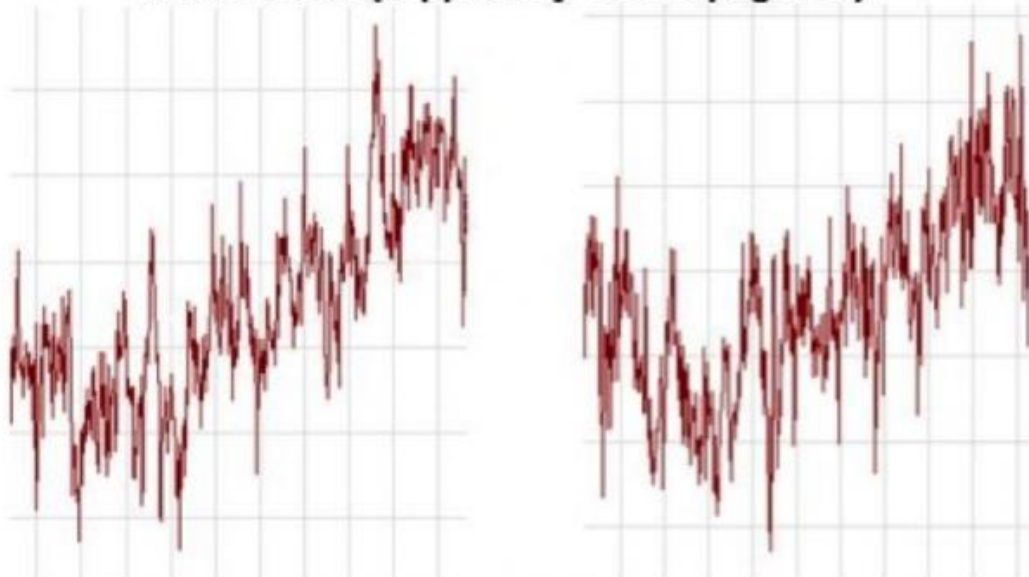
Why does it fail to mention that the temperature variability patterns from 1895-1946 and from 1957-2006 are similar yet BOM claims (without empirical scientific evidence and with no scientific reasoning) that the latter is caused by human CO₂?

<http://wattsupwiththat.com/2013/08/20/when-somebody-hits-you-with-that-new-ipcc-is-95-certain-talking-point-show-them-this/>

48

Two 51-Year Periods: Which Is Man, And Which is Mother Nature?

One Period is 1895-1946 ("nature") and the other Period is 1957-2008 (supposedly "Anthropogenic")



Both time and temperature scales are the same between graphs

Why did BOM mislead its Australians taxpayer funders on heatwaves?

<http://abcnewswatch.blogspot.com.au/2014/01/bom-promulgate-misinformation-about.html>

Among all its fiddles, has BOM become lost on what is climate and what is weather? Graham Williamson's inquiry is here:

<http://www.galileomovement.com.au/docs/gw/GrahamWilliamsonCC.pdf>

Letter to BOM's Director

My letter of February 20th, 2012 to BOM's Director of Meteorology Dr. Greg Ayers was sent by email. A paper copy accompanied my letter of February 21st, 2012 sent by Registered Post with Delivery Confirmation.

www.conscious.com.au/docs/new/71_EmailrequesttoDrGregAyers,BOM.pdf

www.conscious.com.au/docs/new/72_GregAyers,February2012.pdf

I received a reply dated April 3, 2012 from Dr. Rob Vertessy, Acting Director of Meteorology.

www.conscious.com.au/docs/new/73_12-0036Malcolm-IeuanRoberts.pdf

[www.conscious.com.au/docs/new/74_LetterfromActingDirectorofMeteorology\[SEC=UNCLASSIFIED\].pdf](http://www.conscious.com.au/docs/new/74_LetterfromActingDirectorofMeteorology[SEC=UNCLASSIFIED].pdf)

My letter inquired about the following items. Dr. Vertessy addressed only item No.7. He failed to address the other nine points highlighted in yellow:

1. Why does BOM cite and rely on UN IPCC reports?
2. Is BOM aware of the Inter Academy Council's damning report on UN IPCC processes and procedures?
3. Has the BOM conducted its own due diligence on UN IPCC reports? If so, please describe the due diligence processes used by BOM and provide names of BOM officers who conducted the due diligence. If not, why so?
4. Don't the BOM's role and responsibilities include conducting rigorous due diligence?
5. How did BOM fail to identify that the UN IPCC relies on unscientific processes?
6. Is the BOM aware of the significance of the claim of human causation to our nation and all Australians?
7. Why has BOM failed to provide scientific evidence in response to Bob Brock's request?
8. Why does BOM contradict the increasingly widely understood reality that Nature controls atmospheric CO₂ levels and that CO₂ levels change after and as a result of changes in global temperature?
9. Why is BOM an advocate claiming or implying that human production of CO₂ caused global climate change when there is no supporting empirical evidence?
10. Why did BOM remain silent when politicians and alarmist academics made false claims such as attributing Queensland's 2011 floods and other weather events to human CO₂ despite empirical evidence to the contrary and despite the threat to human lives and livelihoods from their false claims?

My letter inquired about the following items. Dr. Vertessy addressed only item No.6. He failed to address the other seven points highlighted in yellow:

1. Many independent analyses of the UN IPCC reveal unscientific, corrupt practices;
2. Was the BOM's reply to Bob Brock aimed at deterring him from holding BOM accountable?
3. CSIRO has no evidence that human CO₂ caused global warming;
4. The Australian Academy of Science has no such evidence of human causation;
5. Ground-based temperature measurements relied upon by the UN IPCC are corrupted;
6. The BOM's manipulation of ground-based temperatures is cause for concern;
7. BOM fails to understand fundamentals governing atmospheric CO₂ levels;
8. The BOM's statement, quote "*The link between climate change and CO₂ is based on more than 100 years of scientific research*" is false.

My letter referred Dr. Ayers to the UN IPCC AR4 (2007) report's sole chapter claiming warming and attributing it to human CO₂ (chapter 9). It specifically requested that BOM identify the location within that chapter of empirical evidence of BOM's core claim that human CO₂ caused unusual global warming.

Dr. Vertessy failed to identify the location.

He failed also to answer my question as to whether BOM is aware of serious deficiencies identified in the body of the report by the Inter Academy Council's August, 2010 review of UN IPCC processes and procedures.

Both these issues are discussed separately elsewhere in the report to ABC-Radio's Steve Austin.

Devoid of citing any credible empirical evidence of human causation of global warming Dr. Vertessy falsely claimed, contrary to empirical evidence that, quote: "*The fundamental physical and chemical processes leading to climate change are now well understood and very widely accepted. More than three decades of international research have led us to clear conclusions on this issue, in particular that:*

(i) the Earth is warming;

(ii) warming over the last 60 years is due to increasing atmospheric carbon dioxide concentrations from the burning of fossil fuels; and

(iii) the Earth will continue to warm into the future as a result of current and future increases in atmospheric carbon dioxide."

Appendix 2 reveals these merely parallel similar unsubstantiated and false assertions from the UN IPCC. His reply continued, quote: "*The Bureau of Meteorology's own observations have provided compelling evidence that the Earth's atmosphere and oceans are warming and that sea levels are rising.*

Our findings accord with those published by virtually all of the world's science institutions and learned societies."

He drew my attention to CSIRO's document entitled 'State of the Climate 2012'. Now we see the laughable yet deplorable state of affairs that Australia's Bureau of Meteorology is

relying on unscientific CSIRO documents that contain no empirical evidence or logical scientific rationale for human CO2 causing warming.

Dr. Vertessy drew my attention to, quote *“the Bureau’s recent release of the Australian Climate Observations Reference Network – Surface Air Temperature (ACORN-SAT) dataset that has been developed for monitoring climate variability and change in Australia”*

Independently checking BOM’s database

Ken Stewart has developed a respected reputation for his analyses of Bureau of Meteorology data. His assessment of the new ACORN Datasets is available here:

<http://kenskingdom.wordpress.com/2012/05/14/acorn-sat-a-preliminary-assessment/>

Ken McMurtrie’s summary of Ken Stewart’s meticulous analysis of BOM’s ACORN is, quote: *“Net inference is that the BOM data processing leaves something to be desired, contains suspicious manipulations with insufficient transparent justification which tend to bias the trend to a higher warming, and that they display a reluctance to respond to what could be termed “peer-review” by the panel.”*

Ken Stewart says, quote: *“The Bureau is trying very hard to improve its somewhat tarnished image, as they feel they have been unfairly criticised. Unfortunately they leave themselves open to criticism by not releasing the data and code and reasons for adjustments. Also the Acorn dataset has been rushed into publication without checking and is full of mistakes e.g. blank lines which make analysis tedious.”*

Science writer Jo Nova reveals serious shortcomings of BOM’s ACORN:

<http://joannenova.com.au/2012/07/boms-new-data-set-acorn-so-bad-it-should-be-withdrawn-954-min-temps-larger-than-the-max/>

And:

<http://joannenova.com.au/2012/06/threat-of-anao-audit-means-australias-bom-throws-out-temperature-set-starts-again-gets-same-results/>

And:

<http://joannenova.com.au/2012/03/australian-temperature-records-shoddy-inaccurate-unreliable-surprise/>

There appears to be an error in ACORN’s documentation regarding sanity checks for maximum and minimum temperatures on the same day. ie, the minimum can’t be greater than the maximum on the same 24-hour period. Attention to detail is vital in analysing temperature data, particularly when driving climate and taxation policy.

Jo Nova reveals possible shortcomings exposed in BOM/CSIRO claims. BOM’s adjustments exaggerate Earth’s latest warming period by inflating temperature trends by 40%:

<http://joannenova.com.au/2010/07/australian-warming-trend-adjusted-up-by-40/>

In reality the period's temperature trend was very modest. Considering Earth's past, does the period qualify statistically as a true *warm* period?

Are these BOM's homogenisations on display?

<http://rcs-audit.blogspot.com.au/>

Although we cannot rely on science from government-funded BOM it seems citizens and taxpayers are attempting to fill the gap. For example, scientist Warwick Hughes is a pioneer in exposing UN IPCC falsities. His persistent challenges contributed to exposing the Climategate scandal. He has found many deficiencies in BOM methods and data:

<http://www.warwickhughes.com/climate/>

Ken Stewart's analysis of Victorian temperatures provided by BOM lead to the following conclusions:

“Conclusion:

- *There is a distinct warming trend in Victoria since the 1960s, which has been especially marked in the last 15 years.*
- *The first half of the record shows a cooling trend. BOM's adjustments have attempted to remove this.*
- *2007, not 2009, was the warmest year in the past 100 years.*
- *Three stations identified as urban in 1996 have been included.*
- *Many stations' data have been arbitrarily adjusted to cool earlier years.*
- *Only one station has had its trend reduced. Two are essentially unchanged.*
- *Ten of Victoria's 13 stations have been adjusted to increase the warming trend, to the extent that there is a warming bias of at least 133%, more likely 143%.*
- *These adjustments, and the Australian temperature record to which they contribute, are plainly not to be trusted.*
- *Ned Kelly's not dead yet, and he works in the Bureau of Meteorology. 133%? I don't buy it.”*

<http://kenskingdom.wordpress.com/2010/06/29/the-australian-temperature-record-part-6-victoria/>

More of Ken's outstanding voluntary work is available here:

<http://kenskingdom.wordpress.com/?s=the+australian+temperature+record+part+6+victoria>

John O'Sullivan presents a summary of significant concerns about BOM work and data:

<http://www.canadafreepress.com/index.php/article/29775>

Another reason causing BOM's temperature claims to misrepresent and exaggerate is their failure to allow for the proven Urban Heat Island (UHI) effect. This inflates regional, national and global temperatures with the distortion falsely and unscientifically blamed on human carbon dioxide (CO₂). See Appendix 2, UN IPCC and quotes from a study by Graham Dick presented here:

<http://www.climategate.com/urban-heat-island-effect-proven-to-corrupt-aussie-climate-data>

Quote: “**Conclusion**

*The claim, that UHI content has no effect on the national temperature record, is **not** supported by this study in which the national temperature trend is represented by long record temperature stations (LRTS). Warming since 1960 of recognised UHI, Sydney and Melbourne, is greater than national warming by a factor of 2 or more. Likewise, BoM’s statement of annual mean temperature anomalies for Australia (MTAA) overstates warming by a factor of 2. That exaggeration of the national trend increases when a small sample of UHI are removed from the LRTS set. Further increase is expected when other suspect stations are confirmed as UHI and removed from consideration. (Quantitative estimates stated here are subject to statistical confirmation.)”*

And, quote: “*This study is another indication that BoM’s MTAA* (Fig 1) lacks credibility and should not be used as a basis for reporting national temperature trends. Its value, if any, is to indicate trends of UHI like Melbourne.*”

Climate analyst John McLean analyses Melbourne’s Urban Heat Island effect here:

http://mclean.ch/climate/Melbourne_UHI.htm

BOM statements and documents falsely claim unusual events. These fabricate unfounded climate alarm:

<http://www.abc.net.au/news/2010-07-09/2010-on-track-to-be-hottest-year/898794>

The global atmospheric temperature for 2010 was below that of 1998. BOM’s Dr. David Jones is quoted implying false claims about climate trends. His reported statements contradict long-term BOM data and global atmospheric temperature data. They present no scientific analysis of causation. His claims contradict empirical scientific data.

Willis Eschenbach analyses Darwin’s temperature record to reveal how warming was fabricated by adjusting the data:

<http://wattsupwiththat.com/2009/12/08/the-smoking-gun-at-darwin-zero/>

Related work by Ken Stewart appears here:

<http://www.climategate.com/australiagate-now-nasa-caught-in-trick-over-aussie-climate-data>

Scientist Jennifer Marohasy reveals hocus-pocus in BOM’s calculation of average temperature:

<http://jennifermarohasy.com/2014/01/bureau-confirms-calculating-australias-average-temperature-involves-some-hocus-pocus/>

Why does BOM cite and endorse the corrupted UN IPCC?

In endorsing the UN IPCC, is BOM aware of the ‘*hopeless state*’ of the database relied upon by the UN IPCC and the verdict by that database’s programmer that Australian temperature records are apparently the worst? Meteorologist Joseph D’Aleo describes the database of ground-based temperatures relied upon by the UN IPCC and CSIRO, quote: “*Programmer Ian “Harry” Harris, in the Harry_Read_Me.txt file, commented about:*

“[The] hopeless state of their (CRU) data base. No uniform data integrity, it’s just a catalogue of issues that continues to grow as they’re found...I am very sorry to report that the rest of the databases seem to be in nearly as poor a state as Australia was. There are hundreds if not thousands of pairs of dummy stations, one with no WMO and one with, usually overlapping and with the same station name and very similar coordinates. I know it could be old and new stations, but why such large overlaps if that’s the case? Aarrggghhh! There truly is no end in sight.

This whole project is SUCH A MESS. No wonder I needed therapy!!”

<http://icecap.us/images/uploads/NOAAroleinclimategate.pdf>

Note the *adjustments* that seem to misrepresent Darwin’s temperature.

Temperature data reveal no unusual trend

There is nothing unusual in recent temperatures or in any aspects of temperature. These are well within normal limits of variation:

<http://kenskingdom.wordpress.com/2010/03/20/political-science-101/>

BOM’s false and unfounded claims misrepresent science and climate. Despite lacking any empirical evidence and lacking any logical scientific reasoning, BOM assigns the word *likely* to describe human CO₂ as the cause of modest global *atmospheric* warming that *ended in 1998*.

Note the BOM-CSIRO reliance in some sections on unvalidated computer models.

Science-writer Jo Nova reveals that BOM omitted its own relevant data including data revealing that BOM misrepresents climate:

<http://joannenova.com.au/2010/03/the-bom-csiro-report-its-what-they-dont-say-that-matters/>

What is the point in collecting data if our nation’s taxpayer-funded weather and climate agency deliberately omits key data to seemingly misrepresent climate and in support of its political masters? Weather data forms the basis of our nation’s future security and policy decisions worth billions of dollars to industry and people. Making decisions on misrepresentative data is costly and risky. Isn’t BOM hurting Australia’s international competitiveness and risking the nation’s security and livelihood?

Please note the comments of CSIRO scientist Kevin Hennessy cited by Baa Humbug, March 27, 2010.

BOM claims on rainfall, maximum temperatures and minimum temperatures are wrong:

<http://joannenova.com.au/2010/12/could-the-australian-bom-get-it-more-wrong/>

What is the cost to farmers, fishermen and groups whose livelihood, welfare and/or safety rely on the weather?

Taken in isolation some of the above revelations may seem insignificant. Their significance is magnified enormously by the fact that errors and adjustments overwhelmingly exaggerate the warming. ie, they're almost entirely one-way.

BOM failed an independent and objective market test

Could it be that BOM already admits it has no evidence of human causation?

Quote: “\$10K Climate Challenge

Peter Laux, Locomotive Engineman from Australia, “will pay \$10,000 (AUS) for a conclusive argument based on empirical facts that increasing atmospheric CO₂ from fossil fuel burning drives global climate warming.”

<http://climateguy.blogspot.com.au/2010/11/10k-climate-challenge.html>

Why has no one from BOM or CSIRO claimed this \$10,000? Given BOM's claims, it would be easy wouldn't it?

Joint CSIRO-BOM work and documents

The BOM has produced documents jointly with CSIRO. These appear designed to trade on both organisations' formerly strong reputation. Analysis by computer systems expert and climate science researcher John McLean reveals that the CSIRO-BOM 2007 document entitled *The Climate Change Australia Report of 2007 - an Assertion-laden Sales Brochure* is nonsense. He explains here:

http://mclean.ch/climate/docs/CCA_review.pdf

John McLean says, quote: “In short it is little more than a sales brochure for the unproven claim that man-made emissions of carbon dioxide are the cause of climate changes.” He lists some of the documents grave errors and misrepresentations, quote:

- “1. It contains a prior assumption that carbon dioxide has caused warming*
- 2. It ignores relevant climate factors*
- 3. It changes its mind about the influence of the El Nino – Southern Oscillation (ENSO)*
- 4. It relies on unproven climate models*
and raises
- 5. Questions of underlying credibility”*

And, quote:

“If the 2007 CCA report makes any claims to be an impartial, thorough and accurate assessment of the recent and future Australian climate then it does so under false pretences.

It is overwhelmingly biased towards greenhouse gases being the major cause of climate change since 1950 and yet produces absolutely no evidence for this assertion.

Some natural forces are ignored and another that is first highlighted as being linked to historical climate variations is subsequently dismissed as being minor or irrelevant.

There is only one notion that matters to this report - that man-made emissions of carbon dioxide have a major impact on climate. Come hell or high water, this report tries to ram that unproven notion into its readers at every turn. Create climate models based on that assumption, never verify their accuracy and then wave a consensus of results as if it was proof, that's the process behind this report.

The report is, by and large, nothing more than a marketing document, one written by people with vested interests, never subjected to any independent review and gravely biased towards a particular claim.

We would never accept without independent and impartial review an evaluation of a drug written by its own researchers or an invitation to invest in shares that was written only by a company's sales department so why should we accept this CCA report without similar review?

It is an exceptionally sad reflection on Australian politicians, news media and the public that the report has been so readily accepted as credible and the predictions treated as near-certainties.”

Over the years BOM reports spawn ABC broadcasts misrepresenting climate. eg, the *Catalyst* program entitled *The Drought Vortex* (September 18th, 2003) reportedly used information from Dr. David Jones of the Bureau of Meteorology, Dr. James Risbey of Monash University, Melbourne, and Kevin Hennessy of the CSIRO Atmospheric Division.

<http://www.abc.net.au/catalyst/stories/s948858.htm>

Note the quiet downplaying of qualifiers such as *if* and *could* overpowered by strong yet false implied statements of human causation contradicting empirical science. Note the ending focusing on supposed *greenhouse gases* and contradicting empirical science. The message is subtle yet clear despite contradicting empirical science and lacking logical scientific causal reasoning: human CO₂ is loosely implied to have caused the drought, fires and other events that *will* supposedly plague our fearful guilt-ridden future.

It's not science. Instead, the ABC peddles conjecture and implied claims often based on unvalidated computerised numerical models and word-smithing giving the illusion of unfounded certainty and scientific credibility. It's pseudo-science. When peddled by the ABC it becomes taxpayer-funded advocacy and at times becomes propaganda.

BOM combined with CSIRO to produce their document entitled *State of the Climate 2010*.

<http://www.csiro.au/Outcomes/Climate/Understanding/State-of-the-Climite.aspx>

Many unscientific tricks are used to falsely imply human activity caused rising atmospheric CO₂ levels and that such levels drove temperature and sea level. These tricks included dubious use of graphs with truncated axes, contradiction of empirical

data, taking data out of context, falsely implying causality where non exists, making unfounded claims about natural phenomenon and false claims arbitrarily assigned 90% certainty levels falsely implying non-existent statistical validity.

The document ends with, quote: “*Climate change is real. Our observations clearly demonstrate that climate change is real. CSIRO and the Bureau of Meteorology will continue to provide observations and research so that Australia’s responses are underpinned by science of the highest quality.*”

Water is wet. Women have babies. Climate changes. Yet showing that climate does change is not evidence that the change was caused by humans.

Significantly, BOM’s true statement about inherent reality of climate change is made after statements and graphs implying human CO₂ as the cause of climate change. BOM is peddling misrepresentations not science and not empirical evidence of causation.

The BOM’s implied false claim is not based on reality. Instead, it’s based on output from computer models that fail to accurately or thoroughly include all natural climate factors, including the known most significant drivers of climate. The BOM’s claim misrepresents climate and science.

A successor to BOM’s 2010 document was published in 2012 under the same title. It is critiqued in Appendix 6, CSIRO. It falsely implies human CO₂ caused global warming. It contradicts empirical scientific evidence.

Climate researcher John McLean provides his critique here:

<http://www.quadrant.org.au/blogs/doomed-planet/2012/04/ignoring-their-own-experts>

John McLean’s critique can be summarised thus: the track record of such BOM reports is that while the summary of observations is generally acceptable, their interpretation is sometimes questionable. Then, by using output from highly dubious and speculative climate models as a basis for predictions the documents are undermined. Further, the predictions contradict empirical scientific evidence. (This is discussed in Appendices 2, 4 and 4a to this report.)

BOM’s misrepresentations are spread by government-funded ABC network

For detailed analysis of ABC TV and Radio treatment of global warming (aka climate change) please see Appendix 13, ABC.

False claims in BOM reports are spread by headlines in ABC networks.

BOM’s Michael Vincent wrote the World Meteorological Organisation’s 2011 world climate report. Yet, neither the BOM nor the WMO has any empirical scientific evidence or logical scientific reasoning that human CO₂ affects global temperature or climate.

<http://www.abc.net.au/am/content/2012/s3643348.htm>

On Th.29.11.12 he fomented unfounded fear using ABC-Radio's AM program. He stressed (natural) variations in Arctic ice yet failed to mention anything about growing Antarctic ice. Why did he omit such a significant fact?

Given the CSIRO's deep involvement in the UN IPCC's unscientific fabrication of unfounded climate alarm, what role have other Australian agencies played in fomenting unfounded politically driven alarm? To what extent have Australian taxpayers unwittingly funded global climate misrepresentations?

BOM investigation requested

A request for the Auditor-General to audit BOM's work on climate was made by a group of concerned citizens including Senator Cory Bernardi. The team includes experts who have analysed BOM's climate data and found it sub-standard and produced by BOM practices and adjustments they see as questionable. Quote: *"The BOM claim their adjustments are "neutral" yet Ken Stewart showed that the trend in the raw figures for our whole continent has been adjusted up by 40%."*

<http://joannenova.com.au/2011/02/announcing-a-formal-request-for-the-auditor-general-to-audit-the-australian-bom/>

And:

<http://kenskingdom.wordpress.com/>

And:

http://www.galileomovement.com.au/scientific_untruths.php

The audit team identified serious issues in BOM's data including its identification of what it sees as a, quote *"suspicious problem"*:

<http://joannenova.com.au/2012/03/australian-temperature-records-shoddy-inaccurate-unreliable-surprise/>

And:

<http://joannenova.com.au/2012/06/threat-of-anao-audit-means-australias-bom-throws-out-temperature-set-starts-again-gets-same-results/>

David Karoly's association with BOM

As revealed in Appendix 9 and other appendices many public documents reveal that David Karoly has a role in and across many *science* and *climate* bodies.

David Karoly is involved with BOM as Editor-In-Chief of its in-house journal. Quoting from Peter Bobroff's analysis: *"Publishing the research. The Bureau of Meteorology has its own in house journal: the Australian Meteorological and Oceanographic Journal (previously Aust. Meteorol. Mag). The editor-in-chief responsible for the defence of the scientific method, elimination of all types of bias, automatic release of all relevant data and code is none other than David Karoly - strident proponent of human causation of*

future catastrophic global warming. The BOM itself has taken a strong partisan position on the subject.”

www.conscious.com.au/docs/new/40_CSIRO_CCSAS_2011-Alt-Notes.pdf

Yet David Karoly has repeatedly publicly contradicted empirical scientific evidence.

Are misrepresentations such as BOM’s typical globally?

Given false implied claims about human causation of climate change BOM needs to be investigated. This is particularly so in context of information presented below and in appendices 8, 9, 11, 12, 14 and 15 discussing corruption of government-funded weather and climate organisations in prominent western democracies.

Retired Canadian climate professor Tim Ball has publicly revealed how the United Nations Environmental Program, UNEP and the UN’s World Meteorological Office, WMO have driven corruption of meteorological agencies in various nations. This was done as part of their campaign to fabricate the UN’s false claim of catastrophic global warming due to human CO₂:

<http://drtimball.com/2011/bureaucracy-the-enemy-within/>

Maurice Strong was the inaugural Secretary-General for the corrupt United Nations Environmental program founded in 1972. UNEP was his vehicle for corrupting climate *science* by controlling the bureaucracy needed for his global campaign. Control was exercised over national meteorological agencies through the World Meteorological Organisation. Control of major national weather bureaux was achieved through access to funds. Maurice Strong proved that this made it easy for the UN’s global governance and control campaign to bypass all parliaments.

Separately, Maurice Strong cultivated non-government organisations to fabricate the media’s perception of a grass-roots organisation driving the UN’s 1992 Rio conference. It was pivotal in driving media and political perceptions of unfounded climate alarm. The interconnections make a massive global web. For example, Robert Napier the Chairman of the UK Met Office’s Board was previously CEO of WWF in Britain.

Please refer to Appendix 15, NGO’s (nongovernment organisations).

Just as BOM and CSIRO have intimate connections with activists so too do similar organisations overseas.

Is there disjoint between BOM's weather forecasting and climate projection responsibilities?

BOM provides a valuable service in meteorological observations and weather forecasting. These appear to be scientific.

Additionally in recent years BOM has been providing projections of climate change. From my research including correspondence with BOM executives I conclude that its broad climate projections are based on BOM's unscientific, unfounded and unsupported claim that climate change is driven by human CO₂. Its projections are thus unscientific and perceived by many in the community to be politicised.

BOM is held accountable in weather services by weather's short-term nature. Its forecasts are quickly found to be either accurate or not useful. Users decide based on BOM's results and usefulness in meeting users' needs. With experience using BOM's services users decide whether or not to continue relying on BOM for weather data and forecasts.

Climate change projections though involve time horizons measured in decades. Being politically vulnerable the projections could be protected from scrutiny. Indeed projections are open to the possibility of being subconsciously or otherwise influenced by political allocation of funding. Under such a combination BOM's climate projections can easily avoid accountability.

To the extent that the latter endures without accountability it will likely eventually harm BOM's reputation in weather services. Australia cannot afford that.

Earlier this year BOM got its El Nino forecast wrong. Yet El Nino is known to be a fundamental driver of global temperature. It seems that BOM doesn't understand this yet genuine climate scientists do. Could it be that genuine climate scientists are not distracted onto political agenda? Instead they focus on empirical scientific evidence.

<http://www.abc.net.au/news/2012-10-24/forecasters-surprised-by-el-nino-turnaround/4332260>

And:

<http://www.newsweeky.com.au/article.php?id=5159&s=WGHRdB>

Is BOM's unscientific and unfounded advocacy of government climate policy affecting its vital role in forecasting weather? If so, can farmers and people in industries affected by weather trust BOM?

Possible solutions

A possible remedy to protect BOM's weather forecasting services would be to separate the two arms into separate bodies with one responsible for weather services. The other would then separately be responsible for climate change projection. Climate change projections could then be made accountable using periodic independent external audit by reputable trained statisticians and scientists.

Based on BOM's record to date in climate change, it's essential that auditing be independent of funding to break the current dependence of climate change funding on political considerations.

Closer independent scrutiny would enable higher and clearer accountability.

A more effective solution would involve removing funding entirely from political control.